

ARKANSAS-OKLAHOMA STATE FAIR

September 19– 27, 2025

CREATIVE ARTS DIVISION *CATALOG / PREMIUM LIST*

*Sponsored by
Arkansas-Oklahoma Regional
Education & Promotion Association, Inc.
Fort Smith, Arkansas*

Online entry deadline is Friday, August 29 at 4 pm.

*Registered items should be brought to
Kay Rodgers Park for display and judging on
Monday, September 15
2-6 p.m.*

CREATIVE ARTS CATALOG

TABLE OF CONTENTS

Calendar of Events	2
General Rules - Creative Arts Division	3
Procedure for Entering Items	5
Food Preservation	7
Art - Adult.....	11
Art - Youth.....	13
Photography	15
Clothing	17
Needlework.....	18
Crafts - Adult	21
Crafts - Youth	23

For a map of the grounds visit Kay Rodgers Park website:

www.KayRodgersPark.com



**-- Calendar of Events --
Creative Arts Department
2025 ARKANSAS-OKLAHOMA STATE FAIR**

MONDAY, September 15:

2 p.m.- 6 p.m. – Check in Creative Arts Exhibits

FRIDAY, September 19:

4 p.m.- 9 p.m. – Exhibit Center Open - Creative Arts

SATURDAY, September 20:

12 noon - 9 p.m. – Exhibit Center Open - Creative Arts

SUNDAY, September 21:

12 noon – 8 p.m. – Exhibit Center Open - Creative Arts

MONDAY, September 22:

4 p.m.- 8 p.m. Exhibit Center Open - Creative Arts

TUESDAY, September 23:

4 p.m. - 8 p.m. Exhibit Center Open - Creative Arts

WEDNESDAY, September 24:

9 a.m.- 8 p.m. – Exhibitor Center Open - Creative Arts

THURSDAY, September 25:

4 p.m.- 8 p.m. – Exhibit Center Open - Creative Arts

FRIDAY, September 26:

4 p.m.- 9 p.m. – Exhibit Center Open - Creative Arts

SATURDAY, September 27:

12 noon - 9 p.m. – Exhibit Center Open - Creative Arts

TUESDAY, September 30:

2 p.m.- 6 p.m. – Creative Arts Exhibits Released

Arkansas - Oklahoma State Fair

Creative Arts Division

Cheyenne Holliday - Superintendent

All judging in the Creative Arts Division will be done by qualified judges, and the decision of the judges will be final.

General Rules – Creative Arts Adult and Youth Divisions

1. All exhibits must have been completed since September 19, 2024.
2. Exhibits must be entered in the name of the maker.
3. Soiled articles will not be judged.
4. No exhibit shall be entered in the Arkansas-Oklahoma State Fair a second time.
5. All exhibits will be shown and judged that meet class description and follow department rules.
6. Exhibitors are limited to only one entry in a class. No sets or pairs are allowed unless otherwise indicated in the class description.
7. The management reserves the right to exclude from exhibition any item it deems unworthy or inappropriate.
8. An entry may be reclassified if it does not fit the classification in which the exhibitor entered the item. Should the exhibitor already have an item in the class where the reclassified item should be entered, the item will be disqualified and set aside for the exhibitor to pick up at the conclusion of the fair. A class will not be created to fit the entry when entries are taken.
9. Every possible care will be taken to prevent damage to exhibits; but in no case will the Fair be responsible for damage or loss that may occur.

10. The Danish Point System will be used. Worthy exhibits will be rated Blue, Red, and White based on merit. There will be premium money for all Blue and Red awards.

11. Judges will choose items for “Judge’s Choice” Awards. These items will receive a rosette and will be displayed in a prominent location.

12. Youth entries are open to youth ages 5-19, except where specified in Food Preservation.

13. Youth exhibitors in the Creative Arts Division must reside or attend school in the following counties in the states of Arkansas and Oklahoma:

Arkansas: Benton, Conway, Crawford, Franklin, Johnson, Logan, Perry, Polk, Pope, Scott, Sebastian, Yell, and Washington

Oklahoma: Adair, Cherokee, Delaware, Haskell, Latimer, LeFlore, McCurtain, McIntosh, Muskogee, Pittsburg, Sequoyah, and Wagoner

14. Adult entries are open to persons 20 years of age or older.

15. There is no residency requirement for adult entries in the Creative Arts Division.

16. All persons exhibiting must be on the fair grounds personally or have a representative to check their exhibits in and check them out.

17. Registered entries will be accepted for judging and display at Kay Rodgers Park on Monday, September 15, from 2-6 p.m.

18. **Exhibits will be released and may be removed from 2-6 p.m. on Tuesday, September 30th.**

All exhibits must be removed by 6 p.m. on September 30th, at which time the building will be closed. The Fair will not be responsible for exhibits not claimed by 6 p.m. **They will become the property of the fair and will be disposed of as seen fit by fair officials.**

Procedure for Entering Items in the Creative Arts Division:

1. Check the class listings, general rules, and rules in each department listed in this catalog to determine if you have made items that could be entered as exhibits.
2. Register items: **All exhibitors in the Creative Arts division are required to register items online. Registrations will be accepted up until Friday, August 29th at 4 pm. No mail-in entries will be accepted.**

When registering online, a confirmation will be emailed to confirm your entries. Please print the confirmation page and bring in to check in. Please list your correct address, in the event that checks are not ready on pick up date.

Please note -- County group leaders representing Arkansas county fairs should contact the Sebastian County Extension Office concerning the procedure for registration of Food Preservation entries. 479-484-7737

3. Bring the items, or have a representative bring the items, to the Exhibit Center on Monday, September 15th, between the hours of 2 and 6 p.m. PLEASE NOTE THAT THOSE ACCEPTING ITEMS ARE VOLUNTEERS. PLEASE DO NOT ARRIVE WITH ENTRIES AT OR AFTER 6 P.M. – be considerate of those who have worked long hours assisting others.

4. Check in at the registration table.

A. Entries will be verified to ensure that they meet class description and guidelines. For example: **Adult art entries must be framed** according to guidelines; **photography MUST NOT be framed, etc.**

B. You will be instructed to take your items to a volunteer who will attach a tag to the appropriate item and give you a claim ticket to use when you pick up your items on Tuesday, October 1st.

C. If entering for a **group**, please separate each individual's items into a bag or container for faster entry. If items are not separated prior to entry, you will be asked to move to a separate table to sort your items.

5. The Exhibit Building will open at 4 p.m. on Friday, September 19th. You will be able to see the ribbon earned on items entered at that time and for the duration of the fair. Gate Admission is required to enter the fair grounds.
6. Items entered may be **checked out and collected on Tuesday, September 30th, between the hours of 2 and 6 p.m.** You will NOT be able to collect or pick up your items prior to 2 p.m. If you are unable to come in person to collect your items, you may send a friend, neighbor, etc. The person collecting your items will need to have your claim ticket stubs from each item that you entered.
7. Take your claim tickets to the area where items were checked in and show claim tickets to the volunteer. The volunteer will collect your item/items, matching your claim ticket with the ticket on the item.
8. After claiming all entries, please go by the registration desk to claim premium money. **If premium checks have not been processed by September 30, they will be mailed to you as soon as office staff can complete processing.**
9. Once you have properly checked out your items with the superintendent, you are free to take your items home. Thank you for exhibiting in the Creative Arts division of the Arkansas-Oklahoma State Fair!

Food Preservation Regulations:

1. Exhibitors are limited to only one entry in each class. **Youth must be at least 12 years old to enter classes in Food Preservation by pressure canner method.**
2. Check each section for youth age requirements. Items prepared by youth under age 9 may be entered in the adult division under the name of the adult who assisted the youth with the preservation project. A limit of 1 jar per class per exhibitor will be observed.
3. All products must have been canned by the exhibitor since September 19, 2024.
4. **All products must be in standard pint glass jars made for home canning -- except preserves, jams, jellies, dried foods and those preserved by the vinegar and/or sugar method, which may be in standard pint, half-pint, or 12-ounce jars made for home canning.**
5. Each jar must be sealed, have a ring band in place, and be cool when brought for exhibit; except for items entered in the Dried Food categories which do NOT have to be sealed.
6. Jars sealed with paraffin will not be accepted.
7. **All labels, tags, and other numbers attached to, or written on, jars or jar lids from previous fairs, **SHOULD BE REMOVED** from jars before entering.** The only label that will be allowed is a small label indicating the type of product. (Example: apple jelly or strawberry jam.)

NO NAMES OF EXHIBITORS SHOULD BE ON THE JARS.



ADULT SECTION A • YOUTH SECTION B

FOODS PRESERVED BY THE HOT WATER BATH METHOD:

(Adults and youth ages 9-19)

<u>Class</u>		<u>Points</u>		
		A	B	C
1.	Apples	4	3	Ribbon
2.	Applesauce	4	3	Ribbon
3.	Berries	4	3	Ribbon
4.	Peaches	4	3	Ribbon
5.	Pears	4	3	Ribbon
6.	Sauerkraut	4	3	Ribbon
7.	Tomatoes	4	3	Ribbon
8.	Tomato Juice	4	3	Ribbon

ADULT SECTION A • YOUTH SECTION B

FOODS PRESERVED BY THE PRESSURE CANNER METHOD:


(Adults and youth ages 12-19)

		A	B	C
9.	Green Beans (no whole green beans)	4	3	Ribbon
10.	Greens	4	3	Ribbon
11.	Field Peas (“southern peas” –including black-eyed peas, crowder peas, purple-hull, cow peas, etc.)	4	3	Ribbon
12.	Corn – Whole Kernel	4	3	Ribbon
13.	Soup Mixture	4	3	Ribbon
14.	Carrots	4	3	Ribbon

ADULT SECTION A • YOUTH SECTION B

FOODS PRESERVED BY THE VINEGAR AND/OR SUGAR METHOD:

<u>Class</u>	(Adults and youth ages 9-19)	<u>Points</u>		
		A	B	C
15.	Bread and Butter Pickles	4	3	Ribbon
16.	Beet Pickles	4	3	Ribbon
17.	Dill Cucumber Pickles	4	3	Ribbon
18.	Mixed Pickles (jar must include at least 2 different vegetables in addition to garlic or onion)	4	3	Ribbon
19.	Sweet Cucumber Pickles	4	3	Ribbon
20.	Hot Sauce (salsa, taco or picante sauce)	4	3	Ribbon
21.	Relish (pickle relish, chow-chow, piccalilli, etc.)	4	3	Ribbon
22.	Squash Pickles	4	3	Ribbon
23.	Okra Pickles	4	3	Ribbon
24.	Pickled Peppers (any variety)	4	3	Ribbon



ADULT SECTION A • YOUTH SECTION B**PRESERVES AND JAMS:
(Adults and youth ages 9-19)**

<u>Class</u>		<u>Points</u>		
		A	B	C
25.	Berry Preserves or Jam	4	3	Ribbon
26.	Peach Preserves or Jam	4	3	Ribbon
27.	Pear Preserves or Jam	4	3	Ribbon
28.	Fruit Butter	4	3	Ribbon

**JELLY:
(Adults and youth ages 9-19)**

<u>Class</u>		<u>Points</u>		
		A	B	C
29.	Berry Jelly	4	3	Ribbon
30.	Grape or Muscadine Jelly	4	3	Ribbon
31.	Apple Jelly	4	3	Ribbon
32.	Plum Jelly	4	3	Ribbon

**DRIED FOODS:
(Adults and youth ages 9-19)**

Entries must be exhibited in a canning jar with lid and ring band in place. The jar does not have to be sealed. Jar must be filled to within ½ inch from the top of the jar.

<u>Class</u>		<u>Points</u>		
		A	B	C
33.	Dried Fruit	4	3	Ribbon
34.	Dried Vegetable	4	3	Ribbon
35.	Dried Herb	4	3	Ribbon
36.	Meat Jerky	4	3	Ribbon

SECTION C Art – Adult

Rules:

1. Exhibits must be original work of the exhibitor and not previously shown at the Arkansas-Oklahoma State Fair.

2. Subject: No copyrighted cartoon characters allowed. All entries must be appropriate for viewing by all audiences. The decision of the department superintendent is final!

3. Definitions:

Still Life – an arrangement of inanimate (non-living) , everyday objects, whether natural objects (flowers, food, etc.) or manufactured items (books, bottles, etc.)

Living – must be capable of movement on its own power – a living person or animal.

4. All artwork must be on canvas, paper or untreated Masonite canvas-boards and must be graphic representations using pen, pencil, pastel, paint or charcoal. Painting on metal, glass or wood should be entered in the Crafts department.

Preparation of Artwork:

A. Only framed entries will be accepted.

B. Size: Artwork itself, no smaller than 5x7” and no larger than 24x30”.

Frames – no smaller than 8x10”.

C. All artwork must be framed according to the following guidelines:

Art should be ready to hang with a standard picture wire hanger consisting of picture wire stretched between eye hooks screwed into the frame. No saw-tooth hangers, soft drink tab hangers, string, twist-tie, or filament hangers will be acceptable for any framed entry. Picture wire, if securely attached to a saw-tooth hanger by the exhibitor, will be accepted.



Please note that all framed entries will be inspected for size and proper attachment of standard picture wire. This is being done to ensure that all framed entries meet catalog requirements. Thank you for your patience and cooperation.

SECTION C Art – Adult

		<u>Points</u>		
<u>Class</u>		A	B	C
43.	Oil – Scenery	10	8	Ribbon
44.	Oil – Still Life (an arrangement of objects)	10	8	Ribbon
45.	Oil – Living (a person or animal)	10	8	Ribbon
46.	Acrylic – Scenery	10	8	Ribbon
47.	Acrylic – Still Life	10	8	Ribbon
48.	Acrylic – Living	10	8	Ribbon
49.	Watercolor – Scenery	10	8	Ribbon
50.	Watercolor – Still Life	10	8	Ribbon
51.	Watercolor – Living	10	8	Ribbon
52.	Mixed Medium – Scenery	10	8	Ribbon
53.	Mixed Medium – Still Life	10	8	Ribbon
54.	Mixed Medium – Living	10	8	Ribbon
55.	Charcoal – Scenery	10	8	Ribbon
56.	Charcoal – Still Life	10	8	Ribbon
57.	Charcoal – Living	10	8	Ribbon
58.	Oil Pastel – Scenery	10	8	Ribbon
59.	Oil Pastel – Still Life	10	8	Ribbon
60.	Oil Pastel – Living	10	8	Ribbon
61.	Chalk Pastel – Scenery	10	8	Ribbon
62.	Chalk Pastel – Still Life	10	8	Ribbon
63.	Chalk Pastel – Living	10	8	Ribbon
64.	Pencil, Black & White – Scenery	10	8	Ribbon
65.	Pencil, Black & White – Still Life	10	8	Ribbon
66.	Pencil, Black & White – Living	10	8	Ribbon
67.	Pencil, Color – Scenery	10	8	Ribbon
68.	Pencil, Color – Still Life	10	8	Ribbon
69.	Pencil, Color – Living	10	8	Ribbon
70.	Pen & Ink – Scenery	10	8	Ribbon
71.	Pen & Ink – Still Life	10	8	Ribbon
72.	Pen & Ink – Living	10	8	Ribbon
73.	Scratch Board (Pen & Ink)	10	8	Ribbon
74.	Misc. – Other than what is listed above	10	8	Ribbon

Art – Youth ages 5-19 – SECTION D

Rules:

1. Exhibits must be original work of the exhibitor and not previously shown at the Arkansas-Oklahoma State Fair. **No paint- or color-by-number, or other art kits, will be allowed.**

2. Subject: No copyrighted cartoon characters allowed. All entries must be appropriate for viewing by all audiences. The decision of the department superintendent is final!

3. Definitions:

Still Life – an arrangement of inanimate (non-living) , everyday objects, whether natural objects (flowers, food, etc.) or manufactured items (books, bottles, etc.)

Living – must be capable of movement on its own power – a living person or animal.

4. All entries must be on canvas, paper or untreated Masonite canvas-boards and must be graphic representations using pen, pencil, pastel, paint or charcoal. Painting on glass, metal or wood should be entered in the Crafts department.

Preparation of artwork:

Youth art display fixtures prohibit the use of frames; therefore, only matted or mounted art will be accepted in the youth division — no frames or glass. Art work may be over-wrapped in clear plastic if desired.

Youth with framed entries may enter their work in the Adult Art Department and must abide by all size and preparation rules for the Adult Art Department.

A. Size: Artwork done on paper should be no smaller than 5x7” and no larger than 12x18”.

B. Stretched canvas or canvas-board entries should be unframed and must meet the minimum and maximum sizes in part D below.

C. Items **not** painted on stretched canvas or canvas-board must be mounted or matted with a stiff backing. **No** entries will be accepted matted with, or mounted on, poster board, card stock or construction paper – these items are not heavy enough to stay on the display stand, and they tend to curl up.

D. Hangers are not required.

E. **Minimum total size of entry including mat or mount is 8x10”;maximum size including mat or mount is 18x24”.**

Art – Youth - SECTION D

<u>Class</u>		<u>Points</u>		
		A	B	C
75.	Oil – Scenery	10	8	Ribbon
76.	Oil – Still Life (an arrangement of objects)	10	8	Ribbon
77.	Oil – Living (a person or animal)	10	8	Ribbon
78.	Acrylic – Scenery	10	8	Ribbon
79.	Acrylic – Still Life	10	8	Ribbon
80.	Acrylic – Living	10	8	Ribbon
81.	Watercolor – Scenery	10	8	Ribbon
82.	Watercolor – Still Life	10	8	Ribbon
83.	Watercolor – Living	10	8	Ribbon
84.	Mixed Medium – Scenery	10	8	Ribbon
85.	Mixed Medium – Still Life	10	8	Ribbon
86.	Mixed Medium – Living	10	8	Ribbon
87.	Charcoal – Scenery	10	8	Ribbon
88.	Charcoal – Still Life	10	8	Ribbon
89.	Charcoal – Living	10	8	Ribbon
90.	Oil Pastel – Scenery	10	8	Ribbon
91.	Oil Pastel – Still Life	10	8	Ribbon
92.	Oil Pastel – Living	10	8	Ribbon
93.	Chalk Pastel – Scenery	10	8	Ribbon
94.	Chalk Pastel – Still Life	10	8	Ribbon
95.	Chalk Pastel – Living	10	8	Ribbon
96.	Pencil, Black & White – Scenery	10	8	Ribbon
97.	Pencil, Black & White – Still Life	10	8	Ribbon
98.	Pencil, Black & White – Living	10	8	Ribbon
99.	Pencil, Color – Scenery	10	8	Ribbon
100.	Pencil, Color – Still Life	10	8	Ribbon
101.	Pencil, Color – Living	10	8	Ribbon
102.	Pen & Ink – Scenery	10	8	Ribbon
103.	Pen & Ink – Still Life	10	8	Ribbon
104.	Pen & Ink – Living	10	8	Ribbon
105.	Scratch Board	10	8	Ribbon
106.	Tempera Drawing	10	8	Ribbon
107.	Crayon or Colored Marker Drawing	5	3	Ribbon
108.	Misc. – Other than what is listed above	10	8	Ribbon

Photography Adult and Youth ages 5-19

Rules:

1. Photos for exhibit must have been taken by the exhibitor and not previously shown at the Arkansas-Oklahoma State Fair.
2. Subjects: All entries must be appropriate for viewing by all audiences.
3. Class definitions:
Still Life - an arrangement of inanimate (non-living), everyday objects, whether natural objects (flowers, food, etc.) or manufactured items (books, bottles, etc.)
Action – subject should be in action-type activity – sports, horse racing, car racing, etc.
Portrait – Photos of people

Preparation of Photographs:

Photography display fixtures prohibit the use of frames; **therefore, only matted or mounted photography will be accepted** – no frames or glass. Matted photos may be over-wrapped in clear plastic if desired. Hangers are NOT required

- A. Size: Photograph should be no smaller than 4"x6" and no larger than 16"x 20".
- B. Matting or mounting specifications:
 - 1) Use standard mat board, or other stiff materials that are at least the weight of mat-board. No poster board, construction paper or lighter-weight paper mats or mounts will be accepted.
 - 2) **Minimum total size of entry including mat or mount is 8x10".**
 - 3) **Maximum total size of entry including mat or mount is 20x24".**

No lettering is permitted on the front of mount or on the photo.

ADULT SECTION E
YOUTH SECTION F
Photography – Adult and Youth

Class		<u>Points</u>		
		A	B	C
109.	Portrait, color	6	4	Ribbon
110.	Landscape or Seascape, color	6	4	Ribbon
111.	Still Life, color	6	4	Ribbon
112.	Animals, color	6	4	Ribbon
113.	Flowers and Nature, color	6	4	Ribbon
114.	Architecture, Industrial and Buildings, color	6	4	Ribbon
115.	Action (not duplicate of class subject listed above), color	6	4	Ribbon
116.	Portrait, black & white	6	4	Ribbon
117.	Landscape or Seascape, black & white	6	4	Ribbon
118.	Still Life, black & white	6	4	Ribbon
119.	Animals, black & white	6	4	Ribbon
120.	Flowers and Nature, black & white	6	4	Ribbon
121.	Architecture, Industrial and Buildings, black & white	6	4	Ribbon
122.	Action (not duplicate of class subject listed above), black & white	6	4	Ribbon
123.	Misc. – Other than what is listed above	6	4	Ribbon



**ADULT SECTION G
YOUTH SECTION H**

Clothing- Adult and Youth Ages 5-19

(All entries must be sewn, either by hand or by machine.)

Points

<u>Class</u>	A	B	C
124. Infant's Clothing Item	6	4	Ribbon

CHILDREN'S CLOTHING - (must be children's sizes, no misses' or junior sizes)

125. Child's Dress	6	4	Ribbon
126. Child's Shorts or Split Skirt	4	2	Ribbon
127. Child's Blouse or Shirt	6	4	Ribbon
128. Child's Slacks	4	2	Ribbon
129. Child's Jumper or Overalls	6	4	Ribbon

MEN'S, WOMEN'S, MISSES', OR JUNIOR SIZES –

130. Two-Piece Ensemble (Top and Skirt or Slacks)	12	6	Ribbon
131. Coat, Jacket, or Cape	10	6	Ribbon
132. Dress	10	5	Ribbon
133. Jumper or Overalls	6	4	Ribbon
134. Sleepwear, Loungewear, or Lingerie	6	4	Ribbon
135. Slacks, Skirt, or Shorts (must have waistband and button or zipper closure)	6	4	Ribbon
136. Slacks, Skirt or Shorts – elastic waist	4	2	Ribbon
137. Blouse or Shirt	6	4	Ribbon
138. Vest, lined	6	4	Ribbon
139. Apron	4	2	Ribbon
140. Hat, Scarf or Collar	4	2	Ribbon
141. Tote Bag or Purse	4	2	Ribbon
142. Patriotic Clothing or Sewn Accessory Item (red, white and blue)	5	3	Ribbon
143. Christmas Clothing or Sewn Accessory Item	5	3	Ribbon
144. Miscellaneous Baby Accessory Item ("bloppy cover," sling, etc.)	4	2	Ribbon
145. Miscellaneous Sewn Item (not duplicate of class above)	4	2	Ribbon

ADULT SECTION I - YOUTH SECTION J
Needlework – Adult and Youth ages 5-19

Section A: HOME FURNISHINGS (*sewn items only – no needlework, creative stitchery or quilting*)

<u>Class</u>	<u>Points</u>		
	A	B	C
146. Braided or Hooked Rug	6	4	Ribbon
147. Household or Table Linen (pillowcase, tea towel, tablecloth, placemat, or table runner – placemat must be 12"x18")	4	3	Ribbon
148. Casserole Cover or Carrier	4	3	Ribbon
149. Pillow, No Quilting or Needlework	5	3	Ribbon
150. Quillow, Coverlet or Blanket (no needlework; can be pre-quilted fabric, tied, etc.)	6	4	Ribbon
151. Faux Chenille Home Furnishings Item	6	4	Ribbon
152. Quilt Top	15	10	Ribbon
153. Patriotic Item (red, white and blue – from class list in Section A – Home Furnishings)	5	3	Ribbon
154. Christmas Item (stocking, tree skirt or any item from list in Section A)	5	3	Ribbon
155. Miscellaneous (not duplicate of class above)	4	3	Ribbon

Section B: QUILTING (no pre-quilted fabric items allowed)
QUILTS SHOULD HAVE A 4" SLEEVE FOR HANGING.


<u>Class</u>	<u>Points</u>		
	A	B	C
156. Pieced Quilt or Coverlet	24	18	Ribbon
157. Hand Appliquéd Quilt or Coverlet	24	18	Ribbon
158. Machine Appliquéd Quilt or Coverlet	24	18	Ribbon
159. Mixed Techniques Quilt or Coverlet	24	18	Ribbon
160. Whole Cloth Quilt or Coverlet	24	18	Ribbon
161. Baby or Crib Quilt	12	9	Ribbon
162. Quilted Wall Hanging or Miniature Quilt (smaller than bed size)	10	7	Ribbon
163. Patriotic Quilt	24	18	Ribbon
164. Patriotic Wall Hanging or Miniature Quilt (smaller than bed size)	10	7	Ribbon
165. Christmas Quilt	24	18	Ribbon
166. Christmas Wall Hanging or Miniature Quilt (smaller than bed size)	10	7	Ribbon
167. Embroidered Quilt	24	18	Ribbon
168. Quilt made or Quilted by a Group (3 or more persons)	24	18	Ribbon
169. Miscellaneous (not duplicate of class above)	24	18	Ribbon

NEEDLEWORK TECHNIQUES – CREATIVE STITCHERY

Framed entries must be ready to hang with a standard picture wire hanger.

No saw-tooth hangers, soft drink tab hangers, string or filament hangers will be accepted. Picture wire securely attached to a saw-tooth hanger will be accepted. Maximum size of framed articles is 3' x 3', including frame.

Class	Points		
	A	B	C
170. Crewel Embroidery Item	8	5	Ribbon
171. Hand Embroidery Item	8	5	Ribbon
172. Machine Embroidery Item	5	4	Ribbon
173. Embroidery Item Not Listed Above (includes Huck or Swedish, Brazilian, Ribbon, Bargello, Hardanger, or Russian)	8	5	Ribbon
174. Needlepoint Item	6	4	Ribbon
175. Plastic Canvas item	4	3	Ribbon
176. Counted Cross-Stitch Item	8	5	Ribbon
177. Hand Appliquéd Item	5	4	Ribbon
178. Machine Appliquéd Item	5	4	Ribbon
179. Candlewick Item	4	3	Ribbon
180. Smocked Item	6	4	Ribbon
181. Tenerife Item (chicken scratch)	4	3	Ribbon
182. Black Work, Battenberg Lace, or French Hand-Sewing Item	8	5	Ribbon
183. Tatted Item	8	5	Ribbon
184. Latch-Hook Item	4	3	Ribbon
185. Pillow with Creative Stitchery	5	4	Ribbon
186. Table or Bed Linen with Creative Stitchery	5	4	Ribbon
187. Patriotic Item (from class list in Section C – Creative Stitchery)	5	3	Ribbon
188. Christmas Stocking, Tree Skirt (or other item from class list in Section C)	5	3	Ribbon
189. Miscellaneous (not duplicate of class above)	4	3	Ribbon




CROCHET

Class	Points		
	A	B	C
190. Crocheted Afghan	10	7	Ribbon
191. Crocheted Baby Afghan	8	6	Ribbon
192. Crocheted Bedspread or Tablecloth	20	15	Ribbon
193. Other Crocheted Household Linen (Rug, Placemat, Pillow, Doily, Dishcloth)	6	4	Ribbon
194. Crocheted Baby Clothing Item (Not duplicate of another crochet class)	4	3	Ribbon
195. Crocheted Child's Clothing Item (Not duplicate of another crochet class)	4	3	Ribbon
196. Crocheted Ladies' Clothing Item (Not duplicate of another crochet class)	4	3	Ribbon
197. Crocheted Men's Clothing Item (Not duplicate of another crochet class)	4	3	Ribbon
198. Crocheted Scarf, Hat or Cap	4	3	Ribbon
199. Crocheted Slippers or Baby Booties	4	3	Ribbon
200. Crocheted Shawl or Poncho	4	3	Ribbon
201. Crocheted Purse or Tote	4	3	Ribbon
202. Filet Crochet Item	8	5	Ribbon
203. Patriotic Item (from class list in Section D – Crochet)	4	3	Ribbon
204. Crocheted Christmas Item	4	3	Ribbon
205. Crocheted Doll Clothing (displayed on doll)	4	3	Ribbon
206. Crocheted Doll or Toy (suitable for child's play)	4	3	Ribbon
207. Crocheted Socks	4	3	Ribbon
208. Pillowcase with crocheted trim	3	2	Ribbon
209. Dresser Scarf with crocheted trim	3	2	Ribbon
210. Miscellaneous (not duplicate of class above)	3	2	Ribbon

KNITTING (Entire item must be knitted. Items with only knitted trim not accepted.)

211. Knitted Afghan	10	7	Ribbon
212. Knitted Baby Afghan	8	6	Ribbon
213. Other Knitted Household Linen (Rug, Placemat, Pillow, Doily)	6	4	Ribbon
214. Knitted Baby Clothing Item (Not duplicate of another knitting class)	4	3	Ribbon
215. Knitted Child's Clothing Item (Not duplicate of another knitting class)	4	3	Ribbon
216. Knitted Ladies' Clothing Item (Not duplicate of another knitting class)	4	3	Ribbon
217. Knitted Men's Clothing Item (Not duplicate of another knitting class)	4	3	Ribbon
218. Knitted Scarf, Hat or Cap (includes felted items)	4	3	Ribbon
219. Knitted Slippers or Baby Booties	4	3	Ribbon
220. Knitted Shawl or Poncho	4	3	Ribbon
221. Knitted Gloves or Mittens	4	3	Ribbon
222. Knitted Purse or Tote (includes felted items)	4	3	Ribbon
223. Patriotic Item (from class list in Section E - Knitting)	4	3	Ribbon
224. Knitted Christmas Item	4	3	Ribbon
225. Knitted Doll Clothing (displayed on doll)	4	3	Ribbon
226. Knitted Doll or Toy (suitable for child's play)	4	3	Ribbon
227. Knitted Socks	4	3	Ribbon
228. Miscellaneous (not duplicate of class above)	4	3	Ribbon



SECTION K

Crafts - Adult

Framed entries must be ready to hang with a standard picture wire hanger.

No saw-tooth hangers, soft drink tab hangers, string, twist-tie, or filament hangers will be accepted. Picture wire securely attached to a saw-tooth hanger by the exhibitor will be accepted.

Items meant to be displayed by hanging MUST have a device by which to hang the item.

Rules for framed entries apply.

Items may have stitching, but should not be duplicates of other classes listed in another section of this catalog.

Portraits, pictures, mixed media and other graphic artwork will not be accepted into this category.

Holiday items must include some symbol typically associated with the holiday; for example:

Christmas: Santa, bell, snowman, angel, tree, candy cane, etc.


Halloween: Jack-o-lantern, witch, ghost, skeleton, bat, spider, etc.


Thanksgiving: Pumpkin, turkey, Pilgrim, corn, haystack, etc.

Easter: Rabbit, chick, egg, cross, lily, etc.

No needlework allowed.

Class		<u>Points</u>		
		A	B	C
229.	Christmas Decorative Item (no ornaments or jewelry)	4	3	Ribbon
230.	Christmas Tree Ornament	3	2	Ribbon
231.	Holiday Decorative Item, Other Than Christmas (no jewelry)	4	3	Ribbon
232.	Ceramic or Pottery Item (no jewelry)	4	3	Ribbon
233.	Decorative Painting (a scene or object painted on glass, metal, or wood -- no jewelry)	4	3	Ribbon
234.	Jewelry Item (must be hand-made)	3	2	Ribbon
235.	Hand-crafted Doll or Toy (Suitable for Child's Play - not a dressed purchased doll; must be entirely made by exhibitor)	5	4	Ribbon





SECTION K

Crafts – Adult

<u>Class</u>	<u>Points</u>		
	A	B	C
236. Fabric-Covered Basket, Box, Photo Album or Easel-Backed Frame	5	4	Ribbon
237. Stained-Glass Windowpane or Hanging Piece (no jewelry)	5	4	Ribbon
238. Hand-woven Basket - Natural Materials (no paper or fabric)	5	4	Ribbon
239. Item constructed from wood pieces (no jewelry – not duplicate of another class)	10	6	Ribbon
240. Woodcarving (spindle turning, bowl, hollow vessel, decorative turning or other carved item -- no jewelry)	10	6	Ribbon
241. Wood-Burning Item (“pyrography” – etching on wood with heat)	5	4	Ribbon
242. Native American Craft item (no jewelry)	5	4	Ribbon
243. Door Decoration, Wreath, Swag, Decorated Hat, or Fan (Must have hanger --cannot be made entirely of paper)	4	3	Ribbon
244. Metal or Leather Craft Item (no jewelry)	5	4	Ribbon
245. Decorated or Painted Dried Gourd	4	3	Ribbon
246. Decorative Bird House	4	3	Ribbon
247. Patriotic Craft Item (red, white, and blue – no jewelry)	4	3	Ribbon
248. Decorated Purse or Tote Bag – no needlework	4	3	Ribbon
249. Terra-cotta Pot Art (no jewelry)	4	3	Ribbon
250. Acid-Etching Article (no jewelry)	5	3	Ribbon
251. Embellished Clothing item	4	3	Ribbon
252. Scrapbook Page (size 8½ x11” or 12x12” -- must be in a page protector)	5	3	Ribbon
253. Seashell Craft Item (no jewelry) (no simple painted shell)	3	2	Ribbon
254. Rock or Stone Carving Item (no jewelry) (no simple painted shell)	5	3	Ribbon
255. Hand-made Greeting Card (may be Holiday, Birthday, Anniversary, Sympathy, etc. --minimum size 4x4”, maximum size 8x10”)	5	3	Ribbon
256. Miscellaneous (not duplicate of class above)	5	3	Ribbon



SECTION L Crafts – Youth ages 5-19

Framed entries must be ready to hang with a standard picture wire hanger. No saw-tooth hangers, soft drink tab hangers, twist-tie, or filament hangers will be accepted. Picture wire securely attached to a saw-tooth hanger will be accepted.

Items meant to be displayed by hanging MUST have a device by which to hang the item. Rules for framed entries apply.

Items may have stitching, but should not be duplicates of other classes listed in another section of this catalog.

Portraits, pictures, mixed media, and other graphic artwork will not be accepted in this category.

No needlework allowed.

Holiday items must include some symbol typically associated with the holiday; for example:

Christmas: Santa, bell, snowman, angel, tree, candy cane, etc.

Halloween: Jack-o-lantern, witch, ghost, skeleton, bat, spider, etc.

Thanksgiving: Pumpkin, turkey, Pilgrim, corn, haystack, etc.

Easter: Rabbit, chick, egg, cross, lily, etc.

Class		<u>Points</u>		
		A	B	C
257.	Christmas Decorative Item (no tree ornaments or jewelry)	4	3	Ribbon
258.	Christmas Tree Ornament	3	2	Ribbon
259.	Holiday Decorative Item, Other Than Christmas (no jewelry)	4	3	Ribbon
260.	Stenciling (not on paper - no jewelry)	4	3	Ribbon
261.	Decoupage or Reverse Decoupage Item (no jewelry)	4	3	Ribbon
262.	Model Car or Airplane	3	2	Ribbon
263.	Fabric Covered Basket, Box, Photo Album or Easel-Backed Frame	5	4	Ribbon
264.	Hand-Woven Basket – natural materials (no paper or fabric)	5	4	Ribbon
265.	Door Decoration, Wreath, Swag, Decorated Hat or Fan (must have hanger – not made entirely of paper)	4	3	Ribbon
266.	Imitation Stained-Glass item (no jewelry)	3	2	Ribbon

SECTION L

Crafts – Youth

Class		<u>Points</u>		
		A	B	C
267.	Item constructed from wood pieces (not duplicate of another class-no jewelry)	10	6	Ribbon
268.	Woodcarving (spindle turnings, bowls, hollow vessels, decorative turnings or other carved item - no jewelry)	10	6	Ribbon
269.	Hand-made Wooden Bird House (must be free-standing or wired for hanging)	4	3	Ribbon
270.	Decorative Bird House (may be strictly ornamental, or may be a functional bird house)	4	3	Ribbon
271.	Wood-Burning Item (“pyrography” – etching on wood with heat)	5	4	Ribbon
272.	Native American Craft Item (no jewelry)	5	4	Ribbon
273.	Metal or Leather Craft Item (no jewelry)	4	3	Ribbon
274.	Seashell Craft Item (no jewelry) (no simple painted shell)	4	3	Ribbon
275.	Rock or Stone Carving Item (no jewelry) (no simple painted shell)	5	3	Ribbon
276.	Embellished Clothing Item	4	3	Ribbon
277.	Jewelry Item (must be handmade)	4	3	Ribbon
278.	“Creative Recycling” Item (made of used items from home, work or school – no jewelry)	3	2	Ribbon
279.	Patriotic Craft item (red, white and blue - no jewelry)	4	3	Ribbon
280.	Decorated Purse or Tote Bag (no needlework)	4	3	Ribbon
281.	Decorated or Painted Dried Gourd (no jewelry)	4	3	Ribbon
282.	Terra Cotta Pot Art (no jewelry)	4	3	Ribbon
283.	Handcrafted Doll or Toy (suitable for child’s play, <u>not</u> a dressed purchased doll; must be entirely made by exhibitor)	5	4	Ribbon
284.	Decorative Painting (a scene or object painted on glass, metal, plastic or wood –no jewelry)	4	3	Ribbon
285.	Scrapbook Page (size 8 ½ x 11” or 12 x 12” – must be in a page protector)	5	3	Ribbon
286.	Hand-made Greeting Card (may be Holiday, Birthday, Anniversary, Sympathy, etc. – minimum size 4x4”, maximum size 8x10”)	5	3	Ribbon
287.	Miscellaneous	4	3	Ribbon

